



# GIGABYTE™



## GA-IMB370TN

### Intel® 8th/9th Core I Series Embedded Thin Mini ITX MB

Overview



Rear I/O

### Product Feature

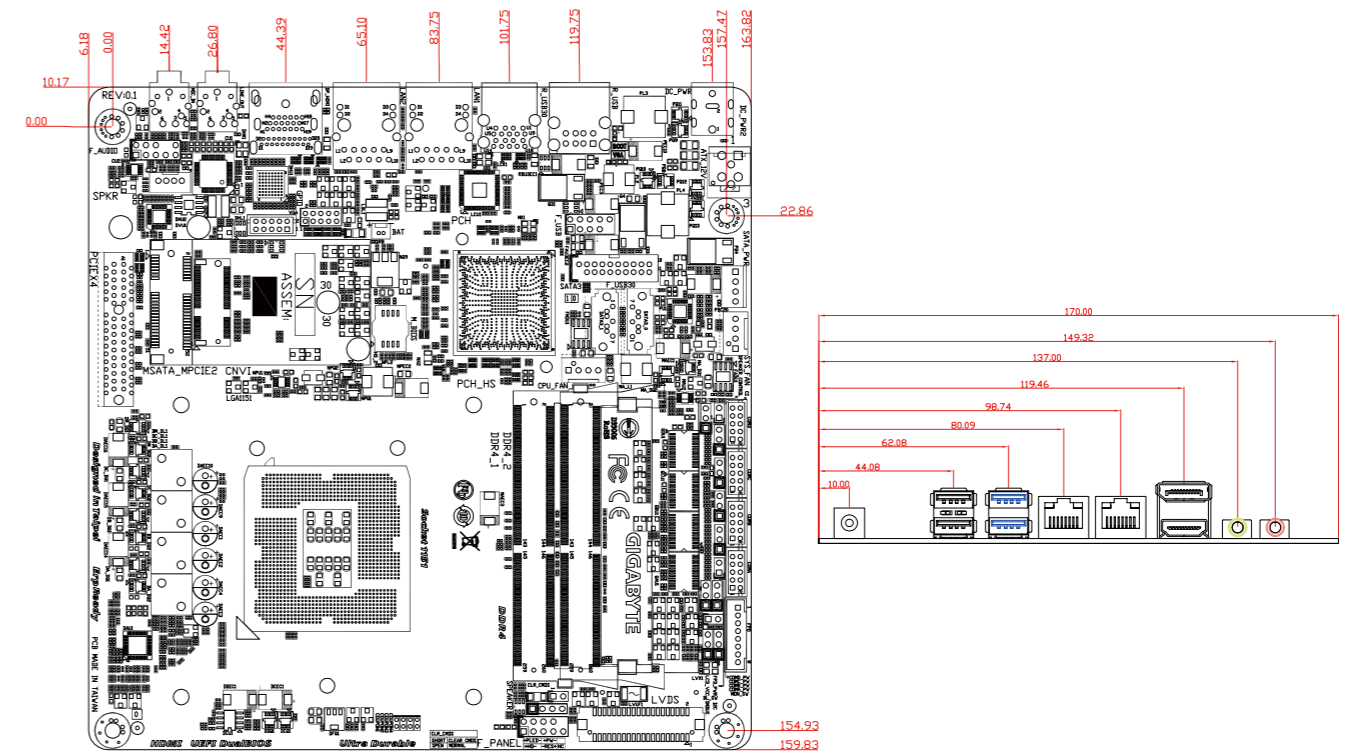
- Thin Mini-ITX Motherboard
- Socket LGA1151 for Intel Core i7/i5/i3/Pentium/Celeron(Coffee lake-S)
- Intel® Gen10 Intel Graphics DX 11/12, OGL4.3/4.4
- Supports Dual Channel DDR4 2133 / 2400MHz, 2 x SO-DIMM, up to 32GB system memory
- 1 x HDMI2.0, 1 x DP Port, 1 x Dual Channel 24-bit LVDS / eDP
- 4 x USB 3.0, 4 x USB 2.0, 2 x SATA3
- 1 x mini-PCIe, 1 x PCIe4 slot, 1 x M.2 wifi slot, 1 x M.2 SSD
- Gigabit LAN : 2 x Intel Lan
- 1 x TPM Module IC2.0 (Onboard)
- 12/19~24 V DC-in



### SPEC

Form Factor	Dimensions	Thin Mini-ITX (6.7-in x 6.7-in)/(170 x 170 mm)
Processor System	CPU	Socket LGA1151 for Intel Core i7/i5/i3/Celeron (Coffee lake-S support to 65W)
	Chipset	Q370
Expansion Slot	PCI	0
	Mini-PCIe	1 x Full size mini-PCIe slot co-lay with mSATA
	PCIe x4 slot	1x PCIe x4 slot
	M.2	1 x M.2 CNVI wifi slot 1 x M.2 2260/80 Slot for Storage
	SIM	1
Memory	Technology	Dual Channel DDR4 2133/2400 MHz SoDIMM
	Max.	32G
Graphics	Controller	Intel® Gen10 Intel Graphics DX 11/12, OGL4.3/4.4
	VGA	Supports max. resolution 1920 x 1200
	LVDS	Dual channel 24-bit co-lay with eDP, max resolution 1920 x 1200@60Hz
	HDMI	Supports HDMI 2.0, max resolution 3840 x 2160
	Display Port	Yes
LAN	Multi Display	Yes (Dual Display)
	Controller	1 x Intel i211AT , 1 x I219LM
SATA	Max DTR	2 x SATA3 (6.0Gb/s)
	VGA	0
Rear I/O	HDMI	HDMI 2.0
	DVI-I/D	0
	Display Port	1
	Ethernet	2
	USB	2 x USB 3.0, 2 x USB2.0
	Audio	2 (Mic-in, Line-out)
	Serial	0
	USB	2 x USB 3.0 compliant, 2 x USB2.0
	LVDS/Inverter	1/1
	VGA	1
Internal Connector	Serial	4 RS-232 (COM1/2 support RS-232/RS-422/485)
	Mini-PCIe	1
	Parallel	0
	Digital I/O	4 in/4 out
	I2C/SMBUS	1
Watchdog Timer	SATA PWR Output	1
	Output	From Super I/O to drag RESETCON#
Power Requirements	Interval	256 segments, 0,1,2...255sec/min
	Input PWR	12/19-24V DC-In (4-pin ATX PWR connector co-lay with Phoenix connector)
Power consumption	Power On	AT/ATX Supported
	Typical	G4900T, DDR4 16G, SSD, 2A@12V
Certification	EMC	CE / FCC
	Operating Temperature	0°C - 60°C

### Mechanism Drawing



### Ordering Information

Model Name	Ordering Information
GA-IMB370TN	Socket 1151, HDMI2.0 DP VGA, LVDS 2 SATS, Dual LAN, 4 x USB3.0 / 4 x USB2.0, 2 x RS232, 2 x RS232/422/485, Mini PCIe / M.2 / PCIe x4, DC in 12/19~24V, TPM 2.0

### Optional Accessories

Part Number	Cable Usage	Description
12CF1-1CM011-01R	COM	1IN1 CB/JST 2*5P/PH2/KIMWELL COM 9MA(PC99)/200mm+SCREW*2
12CF1-1SATPW-01R	SATA Power	1IN1 CB FOR SATA POWER/KIMWELLS4P/15P*2/300mm Y cable
12CF1-2SAT1B-01R	SATA	2IN1 CB/SATA(S)/BLACK/CODE CPU90*180*1/180*180*1/2H*8P/50 CM
12CF1-1VGA07-01R	VGA	1IN1 VGA 15P FEMALE/BLUE KIMWEJST PH2/2*5/WH/200mm+SCREW*2
24TSE-621PET-01R	Cooler	Low profile CPU cooler

### Chassis Information

Part Number	Usage	Description
24EC5-1TM10A-01R	Chassis	Thin mini ITX chassis Size :204.6 x 205 x 45 mm



\* The entire materials provided herein are for reference only. GIGABYTE reserves the right to modify or revise the content at anytime without prior notice. \* Advertised performance is based on maximum theoretical interface values from respective Chipset vendors or organization who defined the interface specification. Actual performance may vary by system configuration. \* All trademarks and logos are the properties of their respective holders. \* Due to standard PC architecture, a certain amount of memory is reserved for system usage and therefore the actual memory size is less than the stated amount.